

6-in-1 USB-C Docking Station & Laptop Stand



User's Manual & Quick Start Guide

2-Year Warranty & USA-Based Tech Support

For tech support, email us at: support@clearclick.com

Extend your warranty to 3 years for free by registering at:
www.clearclick.com/register/



Extend Your Warranty for FREE!

Extend your warranty by one year for free simply by registering your product at:

www.ClearClick.com

Browse All Our Products!

If you're looking for fun, unique, and easy-to-use technology, we've got it! Please visit our website to browse all of our products:

www.ClearClick.com

Safety Precautions – Important, Please Read:

1. Do not disassemble the unit.
2. Do not permit children to use or play with this device.
3. Please note that the device and/or plugged in USB drives may become very warm during use.
4. Do not operate the unit around water or rain. Do not operate the unit around any kind of machines or appliances (other than computers).
5. Turn off and unplug the unit when not in use.
6. Use only the included accessories with the device.

2-Year Warranty

Your purchase comes with a **2-year warranty**. This means that if anything goes wrong with the unit (other than accidental damage) within the first year of ownership, we will replace the unit for free, 100% at our cost. Contact us at

support@clearclick.com with any issues.

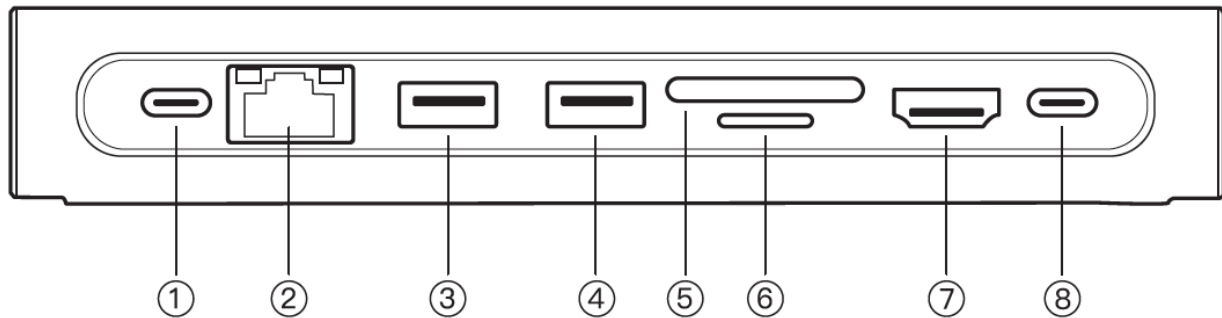
What's In The Box?

- USB Docking Station / Laptop Stand x 1
- USB-C to USB-C High-Speed cable x 1
- User's Manual x 1

Product Specifications

- Suitable for laptops and tablets with full-featured USB-C port (see page 6)
- System support: Windows / Mac OS X / Android
- Product size: 10.2*9.5*1 inches
- Product weight: 18.2 ounces
- Support USB 3.0*2: 5Gbps transfer rate
- HDMI port supports 3840*2160p@30hz, 1080p@60Hz
HD video output
- PD 3.0 support: max output up to 87W, max input up to 100W
- LAN support ethernet speed up to 1 000Mbps
- SD/microSD support rate up to 480Mbps (Note: cannot use both SD/microSD slots at the same time)
- USB-C Host: connect to a laptop

Function Description



1. USB-C PD: Supports 87W max output power (for USB-C charging). Supports power input (if additional power required for hard drives, etc.) of up to 100W max.


2. G-LAN: Ethernet port supporting up to 1000Mbps.

3. & 4. USB 3.0 Ports (2): Supports USB 3.0 at a data transmission rate of up to 5Gbps.

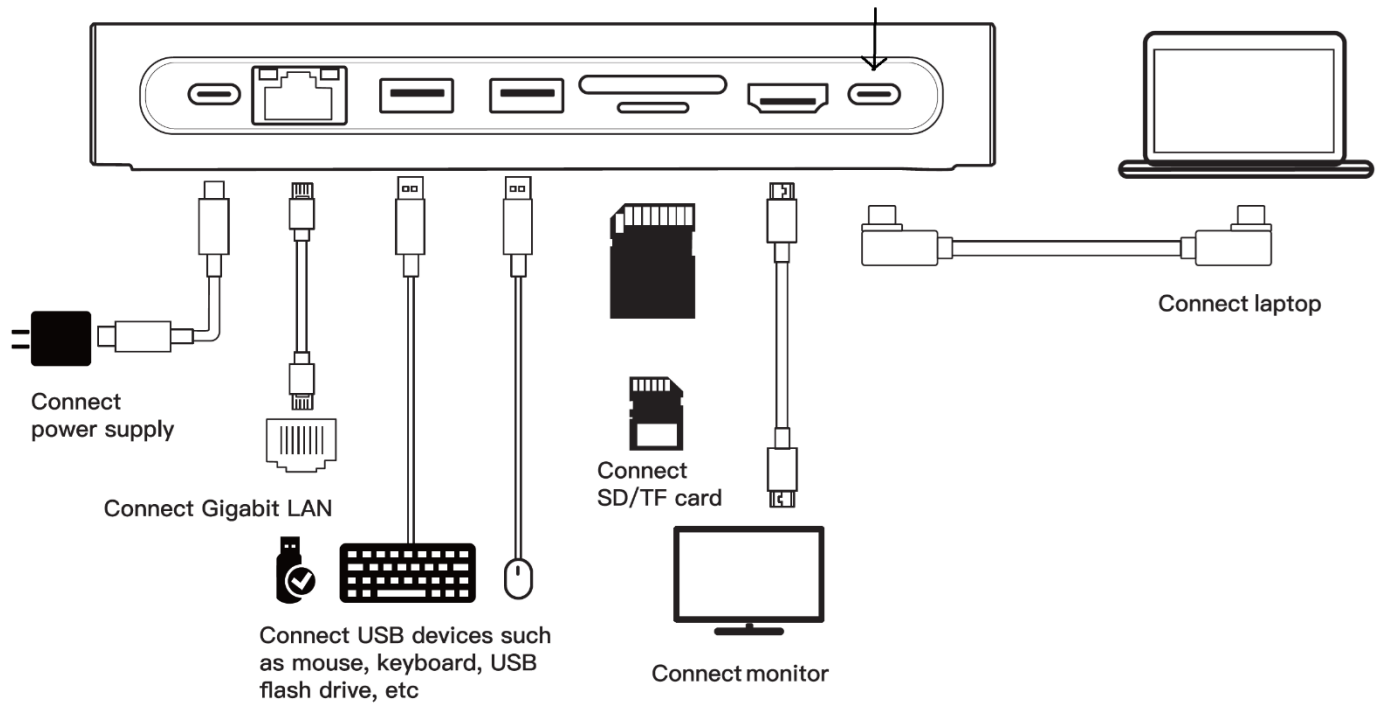
5. & 6. SD/microSD: Slots for SD/microSD card (*NOTE: Cannot use both SD/microSD slots at the same time.*)

7. HDMI: Supports HDMI video output resolution at up to 4K@30Hz. (*NOTE: Requires DisplayPort1.4 support on your laptop's USB-C port.*)

8. HOST: Connect to your laptop.



USB-C to USB-C High Speed Cable: Features on/off power switch control to reduce the need to plug/unplug the cable from your laptop.



Connect your laptop to the port shown by the arrow.

Ensure the switch on the USB-C cable is turned ON.






Note: some devices such as external hard drives may require additional power. In these cases, connect a USB power supply to the port shown above.

FAQ's & Troubleshooting

1. The HDMI port isn't working.

A) Please confirm that your laptop has a full-featured USB-C port or Thunderbolt 3/4 port in order to use the HDMI port for multiple displays.

USB-C ports look the same, but they have some differences. There are 4 types of USB-C ports. Please refer to the table below.

	Data transfer only	✗
	Data transfer and PD charging	✗
	Data transfer and external display	✓
	Data transfer, external display and PD charging.	✓
	Thunderbolt 3	✓

B) Please double check that your HDMI cable is working.

C) Please try attaching a power supply to the docking station's PD charging port to supply

additional power to the docking station.

2. Why is my power supply 130W output, but I only get 87W output from the PD charging port?

The docking station's PD charging port only supports up to 87W power output.

3. The video output from the HDMI port is not 4K@30Hz.

Please confirm whether your laptop's USB-C port supports DisplayPort 1.4. You will only get 4K@30Hz HDMI output if your laptop supports this resolution output from its USB-C port.

4. The HDMI output / monitor is flickering.

A) Please try unplugging and replugging all cables.

B) Please try rebooting your computer.

C) Please try attaching a power supply to the docking station's PD charging port to supply additional power to the docking station.

5. USB devices are not recognized.

A) Please try unplugging and replugging all cables.

B) Please try rebooting your computer.

6. The HDMI output / monitor won't work after the laptop has been sleeping.

A) Please try unplugging and replugging all cables.

B) Please try rebooting your computer.



www.ClearClick.com